

Priority Area Measure (PAMs) Performance



	30 Jun 2024	
	Count	Performance (YTD)
Services we are proud of	19	3 x ▲ 15 x ★ 1 x ?!
A fairer West Berkshire with opportunities for all	29	8 x ▲ 4 x ● 13 x ★ 4 x ?
Tackling the climate and ecological emergency	22	4 x ▲ 10 x ★ 7 x ?! 1 x ?!
A prosperous and resilient West Berkshire	15	3 x ▲ 5 x ★ 7 x ?
Thriving communities with a strong local voice	23	6 x ▲ 10 x ★ 6 x ?! 1 x ?!
Total	112	




Priority Area Measures (PAMs) by Priority and Goals:

1. Services we are proud of
2. A fairer West Berkshire with opportunities for all
3. Tackling the climate and ecological emergency
4. A Prosperous and resilient West Berkshire
5. Thriving communities with a strong local voice


PRIORITY AREA: 1. Services we are proud of

Ensure West Berkshire Council offers good customer service to our residents and businesses



Measure Reference	Dept/Serv.	Measure Name ↑	Reporting Freq.	Period Actual Sparkline	YTD RAG	YTD Actual	YTD Target	Open Details
SIG-KPI-017	Strategy, ICT and Governance	% of residents satisfied with the way WBC runs things (31/03/25)	Quarterly		?			
SIG-KPI-029	Strategy, ICT and Governance	No. of Council services/functions digitised and/or transformed	Quarterly		★	8	8	
FPP-KPI-022	Finance, Property and Procurement	Total revenue spend variation compared to net budget set	Annual		▲	£3,500,000	£1,000,000	
FPP-KPI-023	Finance, Property and Procurement	Maintain the general fund at the Section 151 minimum (as per budget setting papers)	Annual		★	£7,000,000	£7,000,000	
FPP-KPI-024	Finance, Property and Procurement	Amend the Investment and Borrowing Strategy to consider social, ethical and environmental impacts	Annual		▲	Delayed (R)	Complete (G)	
SIG-KPI-001	Strategy, ICT and Governance	No. of people subscribed to WBC e-newsletters	Quarterly		▲	66,613	76,000	

Measure Reference	Dept/Serv.	Measure Name ↑	Reporting Freq.	Period Actual Sparkline	YTD RAG	YTD Actual	YTD Target	Open Details
FPP-KPI-035	Finance, Property and Procurement	Council Tax collected as a % of Council Tax due	Quarterly		★	28.4%	28.4%	
FPP-KPI-040	Finance, Property and Procurement	Non domestic rates collected as a % of non domestic rates due	Quarterly		★	33.4%	33.4%	
ENV-KPI-068	Environment	Maintain at least a satisfactory level of litter, detritus and graffiti (YTD)	Q2, Q3 & Q4		?		Satisfactory	

Transform the way the Council works to deliver operational excellence

Measure Reference	Dept/Serv.	Measure Name ↑	Reporting Freq.	Period Actual Sparkline	YTD RAG	YTD Actual	YTD Target	Open Details
SIG-KPI-010	Strategy, ICT and Governance	Refresh and approve the West Berkshire Vision (31/12/25)	Quarterly		★	On schedule (G)	On schedule (G)	

Treat residents with respect, be transparent in our decision making and accountable for our actions

Measure Reference	Dept/Serv.	Measure Name ↑	Reporting Freq.	Period Actual Sparkline	YTD RAG	YTD Actual	YTD Target	Open Details
DR-KPI-006	Development and Housing	Review the Community Infrastructure Levy customer journey (31/12/24)	Quarterly		★	Complete (G)	On schedule (G)	
SIG-KPI-006	Strategy, ICT and Governance	Produce and adopt a Council Strategy Delivery Plan to be reviewed annually by end of September	Quarterly		★	On schedule (G)	On schedule (G)	

Measure Reference	Dept/Serv.	Measure Name ↑	Reporting Freq.	Period Actual Sparkline	YTD RAG	YTD Actual	YTD Target	Open Details
SIG-KPI-014	Strategy, ICT and Governance	% of residents reporting they feel they can influence decision making (31/03/2025)	Biennial		>>			
SIG-KPI-052	Strategy, ICT and Governance	% of Executive Committee decisions made in private (Part II)	Quarterly		▲	12.5%	1.0%	
SIG-KPI-053	Strategy, ICT and Governance	% of public questions at formal meetings responded to in writing within 5 w/days of the meeting	Quarterly		★	100.0%	100.0%	
SIG-KPI-054	Strategy, ICT and Governance	% of petitions responded to within a maximum of 4 months	Quarterly		★	100.0%	80.0%	
SIG-KPI-055	Strategy, ICT and Governance	Hold Environment Advisory Group Open Forums	Quarterly		★	1	1	

Make West Berkshire Council an employer of choice







Measure Reference	Dept/Serv.	Measure Name ↑	Reporting Freq.	Period Actual Sparkline	YTD RAG	YTD Actual	YTD Target	Open Details
SIG-KPI-093	Strategy, ICT and Governance	No. of posts filled by agency staff at West Berkshire Council	Quarterly		★	145	160	










Measure Reference	Dept/Serv.	Measure Name ↑	Reporting Freq.	Period Actual Sparkline	YTD RAG	YTD Actual	YTD Target	Open Details
SIG-KPI-033	Strategy, ICT and Governance	Employee engagement score recorded in the Employee Attitude Survey	Biennial		>>			
SIG-KPI-034	Strategy, ICT and Governance	% of employees who would recommend West Berkshire Council as a great place to work (EAS)	Biennial		>>			
SIG-KPI-038	Strategy, ICT and Governance	Develop and introduce WBCs Employee Value Proposition (31/12/24)	Quarterly		★	On schedule (G)	On schedule (G)	
SIG-KPI-039	Strategy, ICT and Governance	Review how we recognise staff performance and make changes accordingly (31/12/24)	Quarterly		★	On schedule (G)	On schedule (G)	
SIG-KPI-061	Strategy, ICT and Governance	% of total turnover in West Berkshire Council	Quarterly		▲	15.8%	13.8%	
SIG-KPI-030(i)	Strategy, ICT and Governance	No. of corporate and school staff enrolled onto training funded through the apprenticeship levy	Quarterly		★	46	14	
SIG-KPI-030(ii)	Strategy, ICT and Governance	No. of young people attending/involved in work experience and project work opportunities	Quarterly		★	9	5	








PRIORITY AREA: 2. A fairer West Berkshire with opportunities for all

[Top of page](#)


Prioritise support for those who need it most









Measure Reference	Dept/Serv.	Measure Name ↑	Reporting Freq.	Period Actual Sparkline	YTD RAG	YTD Actual	YTD Target	Open Details
ASC-KPI-005	Adult Social Care	% of S42 safeguarding enquiries where a risk was identified and that risk was reduced/removed	Quarterly		★	98.8%	90.0%	
FPP-KPI-030	Finance, Property and Procurement	Deliver 5 housing units for displaced persons at West Point (31/05/24)	Quarterly		▲	Delayed (R)	Complete (G)	
ASC-KPI-020	Adult Social Care	Increase in the number of shared lives carers (households) compared to Mar 2023	Quarterly		★	37	35	
ASC-KPI-022	Adult Social Care	Adopt the Adult Social Care Home Provision Strategy (31/03/24)	Quarterly		▲	Delayed (R)	Complete (G)	
CSC-KPI-021	Children's Social Care	No. of active fostering households (including family and friends)	Quarterly		★	93	93	
ES-KPI-044	Education and SEND	No. of school holiday sessions (including lunch) delivered	Termly		★	63	52	

Measure Reference	Dept/Serv.	Measure Name ↑	Reporting Freq.	Period Actual Sparkline	YTD RAG	YTD Actual	YTD Target	Open Details
ES-KPI-055	Education and SEND	No. of weeks taken to be assessed by the Emotional Health Academy (Average)	Quarterly		▲	8	6	
ES-KPI-061	Education and SEND	Refresh and adopt the Special Educational Needs and Disabilities (SEND) Strategy (30/09/24)	Quarterly		★	On schedule (G)	On schedule (G)	
ASC-KPI-002	Adult Social Care	% of WBC provider services inspected by Care Quality Commission (CQC) and rated as good or better	Quarterly		▲	80.0%	100.0%	
ASC-KPI-003	Adult Social Care	% of desired outcomes of a S42 safeguarding enquiry, expressed by the subject, 'fully' achieved	Quarterly		●	67.4%	68.0%	
ASC-KPI-014	Adult Social Care	% adults with a learning disability who live in their own home or with their family	Quarterly		★	79.2%	78.0%	
ASC-KPI-018	Adult Social Care	% of vulnerable adults supported through the Three Conversations Model - preventative level (Tier 1)	Quarterly		★	92	87	
CSC-KPI-001	Children's Social Care	% of parents receiving support from the Early Response Hub reporting that their concerns had reduced	Quarterly		★	69.0%	65.0%	
CSC-KPI-003	Children's Social Care	% of repeat referrals to Children's Services within 12 months of a previous referral	Quarterly		●	23.0%	22.0%	
CSC-KPI-011	Children's Social Care	% of repeat plans for children subject to a CP Plan for a second subsequent time (within 2 years)	Quarterly		▲	18.0%	15.0%	

Measure Reference	Dept/Serv.	Measure Name ↑	Reporting Freq.	Period Actual Sparkline	YTD RAG	YTD Actual	YTD Target	Open Details
CSC-KPI-014	Children's Social Care	% of Children in Care who've had 3 or more placements during the past year	Quarterly		▲	16.0%	12.0%	
CSC-KPI-015	Children's Social Care	% of our Care Leavers (aged 19-21) in employment, education or training	Quarterly		★	68.0%	60.0%	
DR-KPI-050	Development and Housing	% of verified rough sleepers in West Berkshire offered accommodation when first identified	Quarterly		★	100.0%	100.0%	
DR-KPI-051	Development and Housing	No. of rough sleepers at the end of each quarter (maximum)	Quarterly		▲	18	6	
DR-KPI-053	Development and Housing	% of households where relief duty ended with secure accommodation for at least 6 months	Quarterly		▲	45.9%	55.0%	
FPP-KPI-033	Finance, Property and Procurement	Av. No. of days taken to make a full decision on new Housing Benefit claims	Quarterly		●	18.9	18.5	
CSC-KPI-020	Children's Social Care	Ofsted rating of at least "Good" for our Children and Family Service	Quarterly		★	Good	Good	










Deliver more homes that people can afford



Measure Reference	Dept/Serv.	Measure Name ↑	Reporting Freq.	Period Actual Sparkline	YTD RAG	YTD Actual	YTD Target	Open Details
DR-KPI-020	Development and Housing	% of 'Major' planning applications determined within time	Quarterly		★	100.0%	66.0%	

Measure Reference	Dept/Serv.	Measure Name ↑	Reporting Freq.	Period Actual Sparkline	YTD RAG	YTD Actual	YTD Target	Open Details
DR-KPI-021	Development and Housing	% of 'Non-Major' planning applications determined within time	Quarterly		★	88.0%	77.0%	
DR-KPI-005	Development and Housing	No. of affordable housing units delivered through partnership working	Ann - Q3		>>			
DR-KPI-011	Development and Housing	% of affordable dwellings (social rent and shared ownership) that are social rent	Ann - Q3		>>			
DR-KPI-063	Development and Housing	Develop a strategy to bring back empty home into use (31/03/25)	Quarterly		?		On schedule (G)	
DR-KPI-002	Development and Housing	No. of residential units granted planning permission	Annual		?		538	
DR-KPI-003	Development and Housing	No. of affordable homes granted planning permissions	Annual		?		125	
DR-KPI-004	Development and Housing	No. of affordable homes completed	Annual		★	238	125	
DR-KPI-001	Development and Housing	No. of residential completions	Annual		?		513	

Support our local authority maintained schools to drive up standards

Measure Reference	Dept/Serv.	Measure Name ↑	Reporting Freq.	Period Actual Sparkline	YTD RAG	YTD Actual	YTD Target	Open Details
-------------------	------------	----------------	-----------------	-------------------------	---------	------------	------------	--------------


Measure Reference	Dept/Serv.	Measure Name ↑	Reporting Freq.	Period Actual Sparkline	YTD RAG	YTD Actual	YTD Target	Open Details
ES-KPI-048	Education and SEND	No. of local authority maintained schools	Quarterly		?		64	
ES-KPI-056	Education and SEND	Produce a plan to support school staff and governors for Ofsted inspections (31/12/24)	Quarterly		★	Complete (G)	Complete (G)	
ES-KPI-057	Education and SEND	Review the structure of WBC education provision to maintained schools (31/03/25)	Quarterly		?		On schedule (G)	
ES-KPI-058	Education and SEND	Adopt a plan to close the attainment gap focussing on early years and deprivation (31/03/25)	Quarterly		?		On schedule (G)	
ES-KPI-015	Education and SEND	% pupils achieving a Good Level of Development (GLD) at Foundation Stage (EYFS)	Academic Year		●	66.5%	67.0%	
ES-KPI-032	Education and SEND	% of all schools (inc. Academies and iCollege) judged good or better by Ofsted	Quarterly		●	93.8%	96.3%	
ES-KPI-036	Education and SEND	Average attainment 8 score (KS4)	Academic Year		▲	49	54	
ES-KPI-037	Education and SEND	Average Progress 8 score per pupil (KS4)	Academic Year		★	0.2	0.0	
ES-KPI-039	Education and SEND	% achieving the national standard for reading, writing and maths combined (KS2)	Academic Year		▲	56.2%	60.0%	


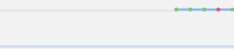



Measure Reference	Dept/Serv.	Measure Name ↑	Reporting Freq.	Period Actual Sparkline	YTD RAG	YTD Actual	YTD Target	Open Details
ES-KPI-041	Education and SEND	% of disadvantaged pupils achieving national standard for reading, writing and maths combined (KS2)	Academic Year		▲	31.7%	43.0%	
ES-KPI-043	Education and SEND	Average attainment 8 scores for disadvantaged pupils (KS4)	Academic Year		▲	32	38	

PRIORITY AREA: 3. Tackling the climate and ecological emergency




[Top of page](#)

West Berkshire Council to achieve net zero greenhouse gas emissions by 2030 and improve biodiversity

Measure Reference	Dept/Serv.	Measure Name	Reporting Freq.	Period Actual Sparkline	YTD RAG	YTD Actual	YTD Target	Open Details
ENV-KPI-002	Environment	% of council light vehicle fleet that are ultra-low emission	Quarterly		▲	54.5%	59.0%	
ENV-KPI-030	Environment	% of total zero carbon tariff electricity used	Annual		?		100.0%	

Measure Reference	Dept/Serv.	Measure Name	Reporting Freq.	Period Actual Sparkline	YTD RAG	YTD Actual	YTD Target	Open Details
ENV-KPI-028	Environment	Go live with Grazeley solar farm (31/05/25)	Quarterly		?		On schedule (G)	
ENV-KPI-037	Environment	No. of additional kWp installed for generating renewable energy	Quarterly		★	0	0	
ENV-KPI-029	Environment	Update the Environment Strategy and Delivery Plan (31/12/24)	Quarterly		★	On schedule (G)	On schedule (G)	
FPP-KPI-031	Finance, Property and Procurement	Agree a minimum EPC assessment rating for all WBC owned properties (31/12/24)	Quarterly		▲	Delayed (R)	On schedule (G)	
FPP-KPI-032	Finance, Property and Procurement	Develop a plan to ensure all WBC owned properties meet the minimum EPC rating (30/04/26)	Quarterly		»			





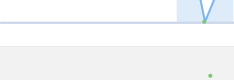




Help our residents and businesses to save money and the environment

Measure Reference	Dept/Serv.	Measure Name	Reporting Freq.	Period Actual Sparkline	YTD RAG	YTD Actual	YTD Target	Open Details
ENV-KPI-003	Environment	% of all suitable WBC public car parks with 20 or more spaces to have EV charging available	Quarterly		★	36.4%	36.0%	
ENV-KPI-035	Environment	% of Car Club vehicles that are electric	Quarterly		▲	0.0%	16.7%	
ENV-KPI-057	Environment	No. of new EV charging points installed on streets without off-street parking	Quarterly		★	0	0	

Measure Reference	Dept/Serv.	Measure Name	Reporting Freq.	Period Actual Sparkline	YTD RAG	YTD Actual	YTD Target	Open Details
ENV-KPI-034	Environment	No. of schemes delivered for residents to install solar panels and other clean energy systems	Annual		★	1	1	
ENV-KPI-033	Environment	No. of schemes delivered for residents to switch to greener energy providers at lower cost	Annual		★	1	1	

Help to make the whole of West Berkshire net zero greenhouse gas emissions








Measure Reference	Dept/Serv.	Measure Name	Reporting Freq.	Period Actual Sparkline	YTD RAG	YTD Actual	YTD Target	Open Details
DR-KPI-089	Development and Housing	Commence trial of extended pedestrianisation hours Newbury Town Centre (31/03/24)	Quarterly		?			
ENV-KPI-066	Environment	% of household waste recycled, composted and reused	Quarterly		★	56.5%	53.0%	
ENV-KPI-074	Environment	Adopt a Local Transport Plan (31/03/25)	Quarterly		?		On schedule (G)	
ENV-KPI-062	Environment	Adopt the Active Travel Plan (31/12/24)	Quarterly		?		On schedule (G)	
ENV-KPI-060	Environment	Complete a cycle storage audit of the District (31/03/25)	Quarterly		?		On schedule (G)	
ENV-KPI-069	Environment	Complete a full review of kerbside recycling (31/12/24)	Quarterly		★	On schedule (G)	On schedule (G)	

Measure Reference	Dept/Serv.	Measure Name	Reporting Freq.	Period Actual Sparkline	YTD RAG	YTD Actual	YTD Target	Open Details
ENV-KPI-058	Environment	Complete the A4 Crown Mead, Thatcham cycle route improvements (31/03/25)	Quarterly		★	On schedule (G)	On schedule (G)	
ENV-KPI-070	Environment	Confirm plan to phase out the charge on garden waste collection (30/06/24)	Quarterly		▲	Delayed (R)	Complete (G)	
ENV-KPI-061	Environment	Create a plan to provide new / additional secure bike storage at key locations (31/03/25)	Quarterly		?		On schedule (G)	
ENV-KPI-071	Environment	No. of activities delivered to increase education about recycling	Quarterly		★	5	5	
ENV-KPI-020	Environment	No. of District-wide initiatives to enable local action on carbon reduction	Quarterly		★	1	1	
ENV-KPI-027	Environment	No. of meetings held with Thames Water and Environment Agency to report on activity and investment	Annual		★	1	1	
ENV-KPI-016	Environment	Work with partners to review the AONB strategy for our area (31/03/25)	Quarterly		?		On schedule (G)	
FPP-KPI-009	Finance, Property and Procurement	% of contract award reports, for contracts worth £100k+, that included a Carbon Impact Assessment	Quarterly		?!			
FPP-KPI-013	Finance, Property and Procurement	Approve an approach to ensure new contracts over £100k include carbon neutrality plans (30/12/24)	Quarterly		★	Complete (G)	On schedule (G)	

PRIORITY AREA: 4. A Prosperous and resilient West Berkshire

[Top of page](#)

Proactively engage with, attract and support businesses in West Berkshire to grow and thrive

Measure Reference	Dept/Serv.	Measure Name	Reporting Freq.	Period Actual Sparkline	YTD RAG	YTD Actual	YTD Target	Open Details
DR-KPI-027	Development and Housing	% of businesses interested in investing in WB provided with guidance, support and signposting	Quarterly		?		100.0%	
DR-KPI-031	Development and Housing	Complete the first phase of works on Newbury Wharf (31/12/24)	Quarterly		?		On schedule (G)	
DR-KPI-039	Development and Housing	Hold a Local Business Conference to promote the district and create more jobs (31/12/24)	Quarterly		?		On schedule (G)	
DR-KPI-042	Development and Housing	Launch a mentoring programme for children with local businesses (31/03/24)	Quarterly		?			
DR-KPI-036	Development and Housing	No. of engagement events with our rural cluster businesses to understand key needs and actions	Annual		▲	0	1	
DR-KPI-037	Development and Housing	Pilot first Estate Plan (31/12/25)	Quarterly		?		On schedule (G)	
ES-KPI-046	Education and SEND	No. of residents engaged in WBC funded life-long learning	Academic Year		★	1,386	1,250	






Measure Reference	Dept/Serv.	Measure Name	Reporting Freq.	Period Actual Sparkline	YTD RAG	YTD Actual	YTD Target	Open Details
ES-KPI-060	Education and SEND	No. of supported internships for young people with EHCP (Education, Health and Care Plans)	Quarterly		?		4	

Regeneration of Bond Riverside and build a new community sports stadium


Measure Reference	Dept/Serv.	Measure Name	Reporting Freq.	Period Actual Sparkline	YTD RAG	YTD Actual	YTD Target	Open Details
CW-KPI-090	Community Services	Agree plans for sports at Faraday Road through working with the local sporting community (31/12/24)	Quarterly		★	On schedule (G)	On schedule (G)	
DR-KPI-033	Development and Housing	Review & update the Bond Riverside regeneration programme, incl. a Place-Making Strategy (31/12/24)	Quarterly		?		On schedule (G)	

Continue to invest in key infrastructure and public transport

Measure Reference	Dept/Serv.	Measure Name	Reporting Freq.	Period Actual Sparkline	YTD RAG	YTD Actual	YTD Target	Open Details
DR-KPI-088	Community Services	Review Adverse Weather plan to ensure the Drought Framework is up to date (31/05/24)	Quarterly		▲	Delayed (R)	Complete (G)	
ENV-KPI-048	Environment	% of flood prevention and drainage improvement schemes, listed in the capital programme, completed	Quarterly		★	20.0%	20.0%	
ENV-KPI-050	Environment	% of non-principal road network (B and C roads) in need of repair	Annual		★	3.0%	3.0%	
ENV-KPI-052	Environment	% of permanent pothole/road edge repairs completed within 28 days of order date, excl. exemptions	Quarterly		▲	86.6%	95.0%	

Measure Reference	Dept/Serv.	Measure Name	Reporting Freq.	Period Actual Sparkline	YTD RAG	YTD Actual	YTD Target	Open Details
ENV-KPI-049	Environment	% of the principal road network (A roads) in need of repair	Annual		★	3.0%	3.0%	
ENV-KPI-051	Environment	% of the unclassified road network in need of repair	Annual		★	5.0%	5.0%	
ENV-KPI-054	Environment	Adopt the Highway Asset Management Plan (31/12/25)	Quarterly		★	On schedule (G)	On schedule (G)	
ENV-KPI-055	Environment	Adopt the Potholes Strategy and Plan (31/12/24)	Quarterly		★	On schedule (G)	On schedule (G)	
ENV-KPI-009	Environment	Adopt the Public Transport Plan (31/12/24)	Quarterly		★	Complete (G)	On schedule (G)	

Ensure new housing developments come with suitable infrastructure and enhanced amenities







Measure Reference	Dept/Serv.	Measure Name	Reporting Freq.	Period Actual Sparkline	YTD RAG	YTD Actual	YTD Target	Open Details
DR-KPI-090	Development and Housing	Adopt the West Berkshire Local Plan (01/01/25)	Quarterly		▲	Delayed (R)	On schedule (G)	

PRIORITY AREA: 5. Thriving communities with a strong local voice


[Top of page](#)










Encourage and support our local communities to take the lead in driving what is important to them






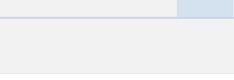
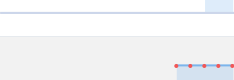


Measure Reference	Dept/Serv.	Measure Name	Reporting Freq.	Period Actual Sparkline	YTD RAG	YTD Actual	YTD Target	Open Details
-------------------	------------	--------------	-----------------	-------------------------	---------	------------	------------	--------------


Measure Reference	Dept/Serv.	Measure Name	Reporting Freq.	Period Actual Sparkline	YTD RAG	YTD Actual	YTD Target	Open Details
CSC-KPI-013	Children's Social Care	% of Children in Care Reviews where the young person contributed to their review	Quarterly		★	96.0%	90.0%	
CW-KPI-100	Community Services	Co-produce a framework for C&YP accessing work experience with local companies (01/06/24)	Quarterly		?		Complete (G)	
CW-KPI-105	Community Services	No. of Community forums held	Quarterly		▲	0	1	
DR-KPI-010	Development and Housing	% of parish/town councils requesting support to develop Neighbourhood Development Plans assisted	Quarterly		★	100.0%	100.0%	
FPP-KPI-014	Finance, Property and Procurement	Retender the outcomes based Voluntary Sector Prospectus (31/03/25)	Quarterly		?		On schedule (G)	
SIG-KPI-015	Strategy, ICT and Governance	% of residents 16-24 reporting they feel engaged in decision making (Biennial Residents' Survey)	Biennial		»		19.7%	

Help our residents lead fulfilled and active lives



Measure Reference	Dept/Serv.	Measure Name	Reporting Freq.	Period Actual Sparkline	YTD RAG	YTD Actual	YTD Target	Open Details
CW-KPI-099	Community Services	% of physically inactive adults (16+ years old) (as per the Active Lives Survey)	Annual		★	22.0%	21.0%	

Measure Reference	Dept/Serv.	Measure Name	Reporting Freq.	Period Actual Sparkline	YTD RAG	YTD Actual	YTD Target	Open Details
CW-KPI-092	Community Services	Adopt a renewal and re-provision programme for our council-owned leisure facilities (31/12/24)	Quarterly		▲	Delayed (R)	On schedule (G)	
CW-KPI-101	Community Services	Deliver the annual Members Bids funding programme (Annually in November)	Ann - Q3		★	Complete (G)	Complete (G)	
CW-KPI-096	Community Services	Increase accessibility accreditation levels for our sports and leisure facilities (30/06/25)	Quarterly		»»		On schedule (G)	
CW-KPI-010	Community Services	No. of arts-based events provided in community libraries by arts providers	Quarterly		★	26	5	
CW-KPI-102	Community Services	No. of initiatives implemented with partners to reduce and prevent crime in West Berkshire	Quarterly		★	5	1	
CW-KPI-005	Community Services	No. of people attending physical events and activities across Culture and Library Services	Quarterly		▲	3,482	13,000	
CW-KPI-087	Community Services	No. of visits to West Berkshire sports and leisure centres	Quarterly		▲	228,588	250,000	
CW-KPI-098	Community Services	Refresh the Playing Pitch Strategy (30/06/25)	Quarterly		★	On schedule (G)	On schedule (G)	
CW-KPI-097	Community Services	Refresh the Playing Pitch Strategy Action Plan (31/03/24)	Quarterly		?			

Measure Reference	Dept/Serv.	Measure Name	Reporting Freq.	Period Actual Sparkline	YTD RAG	YTD Actual	YTD Target	Open Details
CW-KPI-095	Community Services	Refurbish Hungerford Leisure Centre (provisionally 30/12/24)	Quarterly		★	On schedule (G)	On schedule (G)	
CW-KPI-093	Community Services	Refurbish Kennet Leisure Centre, Thatcham (31/03/25)	Quarterly		★	On schedule (G)	On schedule (G)	
CW-KPI-094	Community Services	Refurbish Northcroft Leisure Centre (30/06/25)	Quarterly		★	On schedule (G)	On schedule (G)	
ENV-KPI-013	Environment	% of newly built playgrounds that have disabled access equipment installed	Quarterly		?		100.0%	
ENV-KPI-075	Environment	Adopt the Rights of Way Improvement Plan (30/06/24)	Quarterly		▲	Delayed (R)	Complete (G)	
ENV-KPI-063	Environment	Implement a pilot 20mph limit zone with a view to District wide roll-out (31/03/25)	Quarterly		★	On schedule (G)	On schedule (G)	
PH-KPI-019	Public Health	% of weekly Activity for Health Programme class capacity being met (quarterly average)	Quarterly		▲	60.1%	65.0%	
PH-KPI-043	Public Health	Adopt a plan to tackle social isolation, especially in rural areas and for young people (31/12/23)	Quarterly		▲	Delayed (R)	Complete (G)	
PH-KPI-041	Public Health	Implement a "Health in All Policies" approach at West Berkshire Council (31/03/25)	Quarterly		★	On schedule (G)	On schedule (G)	

Measure Reference	Dept/Serv.	Measure Name	Reporting Freq.	Period Actual Sparkline	YTD RAG	YTD Actual	YTD Target	Open Details
PH-KPI-042	Public Health	Set up a new fund with Greenham Common Trust for mental health support initiatives (30/06/24)	Quarterly		▲	Delayed (R)	Complete (G)	

Work with the local communities and partners to enhance our main towns and large villages

Measure Reference	Dept/Serv.	Measure Name	Reporting Freq.	Period Actual Sparkline	YTD RAG	YTD Actual	YTD Target	Open Details
DR-KPI-043	Development and Housing	Investigate discounted travel through ticketing for activities in town centres (31/12/24)	Quarterly		?		On schedule (G)	
DR-KPI-046	Development and Housing	Resurrect the Kennet and Avon Canal Partnership (31/12/24)	Quarterly		?		On schedule (G)	

ENV-KPI-010	Environment	Adopt the Parking Strategy (31/03/24)	Quarterly		▲	Delayed (R)		
-------------	-------------	---------------------------------------	-----------	---	---	-------------	--	--

Help our villages to remain vibrant long term

Measure Reference	Dept/Serv.	Measure Name	Reporting Freq.	Period Actual Sparkline	YTD RAG	YTD Actual	YTD Target	Open Details
DR-KPI-041	Development and Housing	Funding available as grants for village halls through Rural England Prosperity Fund	Annual		>>			
ES-KPI-059	Education and SEND	Plan a refreshed offer for Home to School Transport (31/12/24)	Quarterly		★	On schedule (G)	On schedule (G)	
ENV-KPI-064	Environment	No. of Electric Vehicle charging points in our villages	Quarterly		?!			

[Top of page](#)